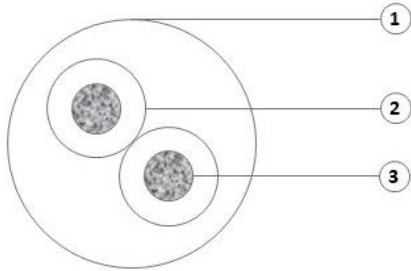
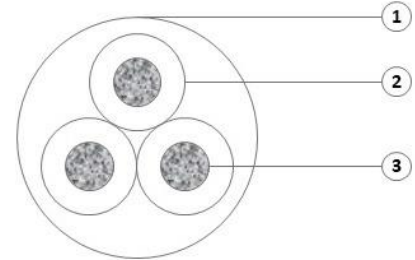


## Multi-Conductor Cable Insulated in Transparent 180 °C FEP + 90 °C PVC Product Range: *CCF*

### SCHEMATIC DRAWINGS



*Left: 2 core construction*



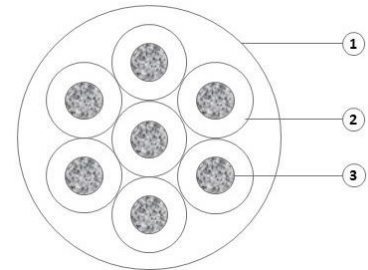
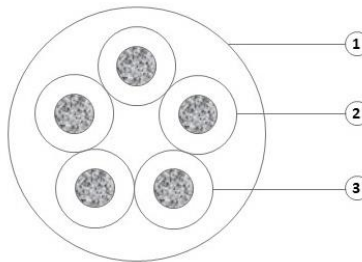
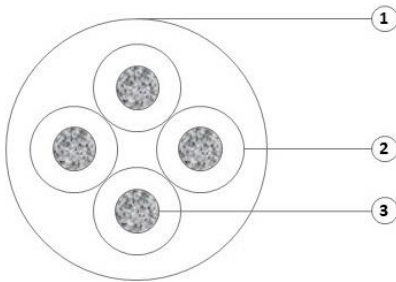
*Right: 3 core construction*

*Below (left to right):*

*4 core construction*

*5 core construction*

*7 core construction*



### CABLE CONSTRUCTION

1. 90 °C PVC sheath
2. 180 °C FEP insulation
3. Flexible tinned copper conductor



### Characteristics

|  |  |
|--|--|
| <b>Voltage Rating (U<sub>0</sub>/U):</b> | 300 / 300 V <sub>ac</sub>                                    |
| <b>Working Temperature:</b>              | 180 °C (FEP insulated cores)<br>900 °C (external PVC sheath) |

Revision Date:  
05/07/2017

Issue No.  
1.0

Page:  
1 of 2

*In order to improve our products, the information contained in this technical datasheet can be changed without notice. Please check periodically with our office, the date and issue number.*

| Flexform Product Code | Size Conductor [mm <sup>2</sup> ] | Conductor Stranding [N° x mm] | Outer Diameter [mm] |
|-----------------------|-----------------------------------|-------------------------------|---------------------|
| CCF-025               | 2 x 1.50                          | 19 x 0.32                     | 5.8 $\pm$ 0.2       |
| CCF-034               | 3 x 1.00                          | 19 x 0.26                     | 5.3 $\pm$ 0.2       |
| CCF-035               | 3 x 1.50                          | 19 x 0.32                     | 6.1 $\pm$ 0.2       |
| CCF-4C                | 4 x 0.75                          | 19 x 0.23                     | 6.0 $\pm$ 0.2       |
| CCF-5C                | 5 x 0.75                          | 19 x 0.23                     | 6.3 $\pm$ 0.2       |
| CCF-7C                | 7 x 0.75                          | 19 x 0.23                     | 6.8 $\pm$ 0.2       |

#### Cable Standards

DIN VDE 0250 – part 106: 1982-10  
 DIN VDE 0207 – part 6: 2004-10  
 EN 50525-2-11:2011 as far as applicable  
 Low Voltage European Directive No. 2014/35/UE.

#### Stranding of Conductor

Concentric flexible tinned copper conductor.

#### Insulation

180 °C FEP insulation.

#### Cable Assembly

The cores are twisted together.

#### Core Identification

**3 or more cores contain a coextruded coloured line for identification.**

2 core: ○ ○  
 3 core: ○ ○ ●  
 4 core: ● ● ● ○  
 5 core: ● ● ● ○ ●  
 7 core: ● ● ● ○ ● ● ●

#### Outer Sheath

Clear 90 °C PVC sheath.

#### Colour of Sheath

Transparent ○

Revision Date:  
05/07/2017

Issue No.  
1.0

Page:  
2 of 2

*In order to improve our products, the information contained in this technical datasheet can be changed without notice. Please check periodically with our office, the date and issue number.*