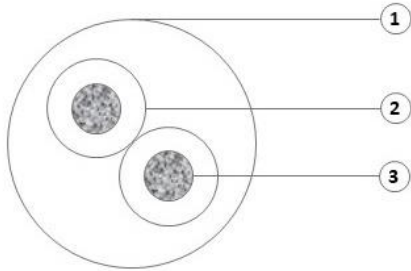
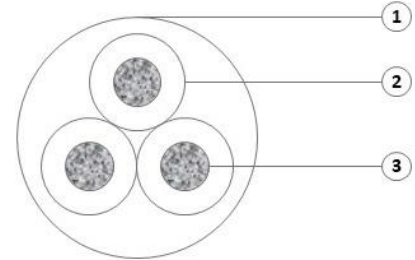


Multi-Conductor Cable Insulated in Transparent 180 °C FEP + 90 °C PVC Product Range: *CCF*

SCHEMATIC DRAWINGS



Left: 2 core construction



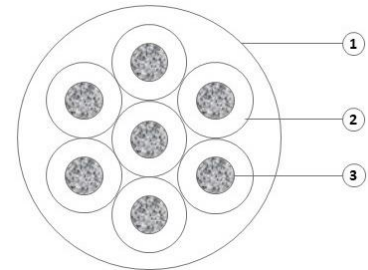
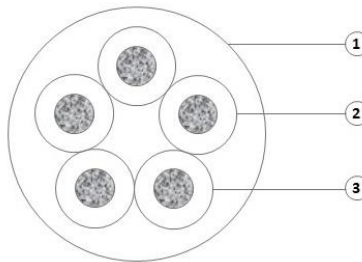
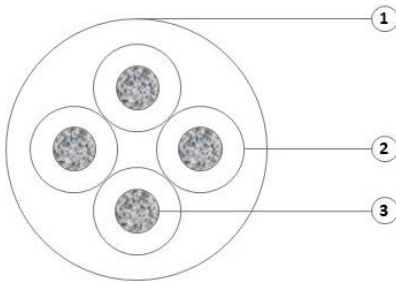
Right: 3 core construction

Below (left to right):

4 core construction

5 core construction

7 core construction



CABLE CONSTRUCTION

1. 90 °C PVC sheath
2. 180 °C FEP insulation
3. Flexible tinned copper conductor



Characteristics

Voltage Rating (U₀/U):	300 / 300 V _{ac}
Working Temperature:	180 °C (FEP insulated cores) 90 °C (external PVC sheath)

Revision Date:
05/07/2017

Issue No.
1.0

Page:
1 of 2

In order to improve our products, the information contained in this technical datasheet can be changed without notice. Please check periodically with our office, the date and issue number.

Flexform Product Code	Size Conductor [mm ²]	Conductor Stranding [N° x mm]	Outer Diameter [mm]
CCF-025	2 x 1.50	19 x 0.32	5.8 \pm 0.2
CCF-034	3 x 1.00	19 x 0.26	5.3 \pm 0.2
CCF-035	3 x 1.50	19 x 0.32	6.1 \pm 0.2
CCF-4C	4 x 0.75	19 x 0.23	6.0 \pm 0.2
CCF-5C	5 x 0.75	19 x 0.23	6.3 \pm 0.2
CCF-7C	7 x 0.75	19 x 0.23	6.8 \pm 0.2

Cable Standards

DIN VDE 0250 – part 106: 1982-10
 DIN VDE 0207 – part 6: 2004-10
 Low Voltage European Directive No. 2014/35/UE.

Stranding of Conductor

Concentric flexible tinned copper conductor.

Insulation

180 °C FEP insulation.

Cable Assembly

The cores are twisted together.

Core Identification

3 or more cores contain a coextruded coloured line for identification.

2 core: ○ ○

3 core: ○ ○ ●

4 core: ● ● ● ○

5 core: ● ● ● ○ ●

7 core: ● ● ● ○ ● ● ●

Outer Sheath

Clear 90 °C PVC sheath.

Colour of Sheath

Transparent ○

Revision Date:
05/07/2017

Issue No.
1.0

Page:
2 of 2

In order to improve our products, the information contained in this technical datasheet can be changed without notice. Please check periodically with our office, the date and issue number.